


# ILVE COMMERCIAL

## MULTI-RESIDENTIAL & HOME BUILDER PRODUCT RANGE



### ILD9E 90CM INDUCTION COOKTOP



#### ILD9E 90CM INDUCTION COOKTOP

##### FINISH

- Black glass

##### FEATURES

- TCMY central control panel
- cooking levels 0-9
- long life techno capacitive touch technology with minimal oxidization
- Simultaneous timers for each zone
- Independent egg timer
- Personalised presets with cooking level and time setting options
- Pause mode
- Recall mode
- Automated keep warm option at 70°C

##### SAFETY

- Child lock
- residual heat indicator
- Overflow detection
- Time limitation system assisting the cooktop to not overheat
- Long-life protection - protects the electronics against overheating
- Cooktop will not work if wired incorrectly

##### CLEANING & ACCESSORIES

- Easy clean ceran glass surface
- Sealing gasket (installation kit)
- Rapid mounting system - ventilation or mounting clips not required

##### ZONES

- 5 cooking zones (see diagram for power statistics)
- Zone Boost, double boost & NEW Start-up Boost on all zones
- Zone bridging mode

##### POWER CONSUMPTION

- Total power consumption: 9.7 kw

#### Standard Option - Cooktop Colour



Black Glass

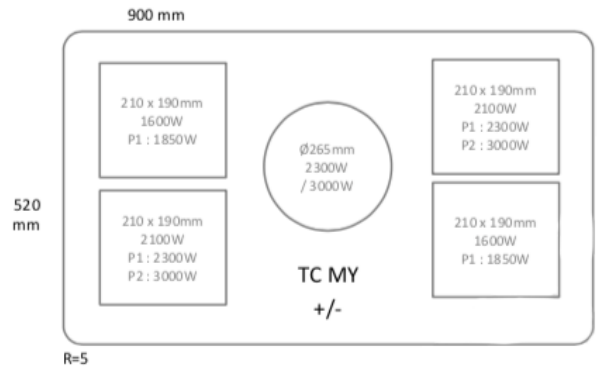
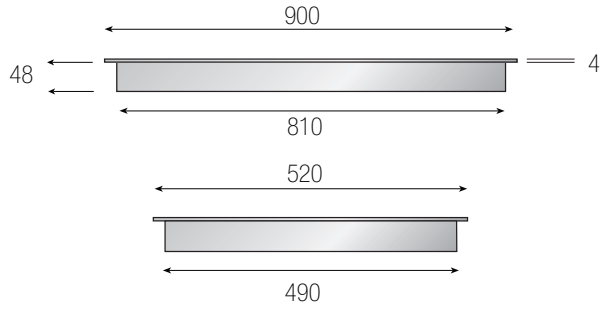
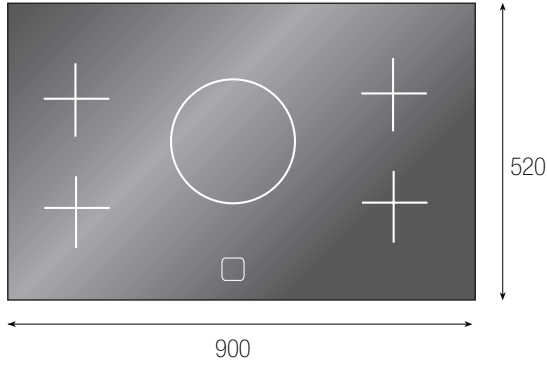


# ILVE COMMERCIAL

## MULTI-RESIDENTIAL & HOME BUILDER PRODUCT RANGE



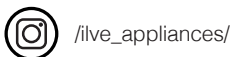
### ILD9E 90CM INDUCTION COOKTOP



**i** Cooktop  
**EAN code: 9341584037572 (ILD9E)**  
 Product Size: 900W x 520D x 53H mm + 4mm glass  
 Cutout Size: 810W x 490D mm

NB: drawings are not to scale — they are to be used as a guide only

#### FOLLOW US:



Australia National Telephone Number 1300 MYILVE (694 583) New Zealand Telephone Number 0508 458 369  
 ILVE showrooms are open daily from 9am-5pm and Saturdays 10am-4pm

[ilve.com.au](http://ilve.com.au)

#### NSW & ACT (Head Office)

48-50 Moore Street  
 Leichhardt  
 F 02 8569 4699

#### VIC & SA

1211 Toorak Road  
 Camberwell  
 F 03 9809 2155

#### QLD

1/42 Cavendish Road  
 Coorparoo  
 F 07 3397 0850

#### WA & NT

Unit 10/55 Howe Street  
 Osborne Park  
 F 08 9201 9188

#### New Zealand

PO Box 11.160  
 Sockburn Christchurch  
 F 03 344 5906

**DISCLAIMER**  
 Eurolinx PTY LTD, trading as ILVE Appliances, is continually seeking ways to improve the design specifications, aesthetics and production techniques of its products. As a result alterations to our products and designs take place continually. Whilst every effort is made to produce information and literature that is up to date, this brochure should not be regarded as an infallible guide to the current specifications, nor does it constitute an offer for the sale of any particular product. Product dimensions indicated in our literature is indicative only. Actual product only should be used to define dimension cutouts. Distributors, and retailers are not agents of ILVE Appliances and are not authorized to bind ILVE Appliances by any express or implied undertaking or representation.