










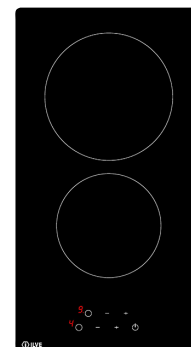
ILVE COMMERCIAL

MULTI-RESIDENTIAL & HOME BUILDER PRODUCT RANGE



ILD32B 30CM INDUCTION COOKTOP

- 
24 MONTH WARRANTY
- 
30CM WIDE
- 
9 HEAT LEVELS
- 
HIGH HEAT
- 
AUTO PAN DETECTION
- 
2 INDUCTION ZONE
- 
FAST PRE-HEAT
- 
TOUCH CONTROL
- 
CHILD LOCK



ILD 32B 30CM INDUCTION COOKTOP

FINISH

- Kera Black + glass

FEATURES

- Twist and Slide TC with direct access to 11 heating levels (0-9 + keep warm + boost)
- Ergonomic central position allows more space for the pots
- Standby consumption < 0.5W
- Protection against incorrect 400V connection
- Fast heat-up time

SAFETY

- Child lock
- 2 residual heat indicators
- Residual heat indicator
- Automatic pan detection
- Automatic heat reduction
- Control panel lock

CLEANING

- Easy clean smooth Black Glass surface

ZONES

- 2 timers simultaneously operational with egg timer
- rear: Ø170mm, 1400W
- front: Ø155mm, 1600W

POWER CONSUMPTION

- Total power consumption: 3 kw

Standard Option - Cooktop Colour



Black Glass

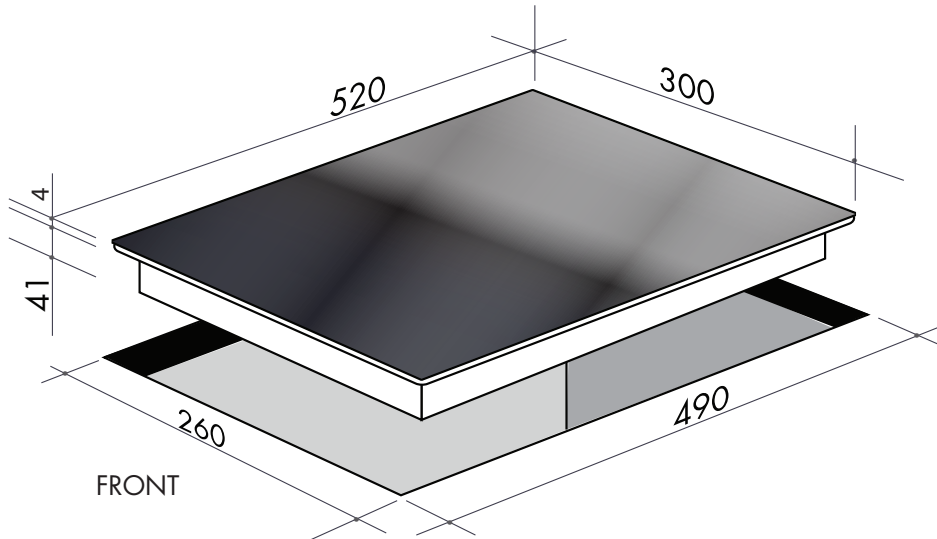


ILVE COMMERCIAL

MULTI-RESIDENTIAL & HOME BUILDER PRODUCT RANGE



ILD32B 30CM INDUCTION COOKTOP

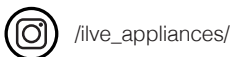


i Cooktop
EAN code: 9341584033178 (ILD32B)
 Product Size: 300W x 520D x 41 + 4H mm
 Cutout Size: 260W x 490D mm

NB: drawings are not to scale —
 they are to be used as a guide only

FOLLOW US:

Page 2/2
 24042020



Australia National Telephone Number 1300 MYILVE (694 583) New Zealand Telephone Number 0508 458 369
 ILVE showrooms are open daily from 9am-5pm and Saturdays 10am-4pm

ilve.com.au

NSW & ACT (Head Office)

48-50 Moore Street
 Leichhardt
 F 02 8569 4699

VIC & SA

1211 Toorak Road
 Camberwell
 F 03 9809 2155

QLD

1/42 Cavendish Road
 Coorparoo
 F 07 3397 0850

WA & NT

Unit 10/55 Howe Street
 Osborne Park
 F 08 9201 9188

New Zealand

PO Box 11.160
 Sockburn Christchurch
 F 03 344 5906

DISCLAIMER
 Eurolinx PTY LTD, trading as ILVE Appliances, is continually seeking ways to improve the design specifications, aesthetics and production techniques of its products. As a result alterations to our products and designs take place continually. Whilst every effort is made to produce information and literature that is up to date, this brochure should not be regarded as an infallible guide to the current specifications, nor does it constitute an offer for the sale of any particular product. Product dimensions indicated in our literature is indicative only. Actual product only should be used to define dimension cutouts. Distributors, and retailers are not agents of ILVE Appliances and are not authorized to bind ILVE Appliances by any express or implied undertaking or representation.