









COMMERCIAL PRODUCT

IVFIX4/1

fully-integrated dishwasher

- SIZE mm** 598W x 570D x 815H
- FINISH** door panel to be supplied by builder
- CAPACITY** 15 place settings
- FEATURES**
- electronic control with direct access to settings: on/off, programs, function, delay & alternative (dual-zone) wash
 - noise level: 47dBA
 - LED screen & Interior light
 - 8 programs — Intensive, Heavy, ECO, 90 minute wash, Glass, Rapid, Pre-wash, Auto
 - energy save
 - drying function & natural drying system
 - delay start: 1 - 24 hours
 - flowmeter water sensor
 - anti-flood device & AQUA-stop
 - Third layer cutlery basket
 - height adjustable upper basket 'lift up' with handles
 - basket colour: grey
 - hose type - AQUA-stop 2
- POWER** 10 amp, 3-pin plug



Program	Cycle Selection	Cycle Description	Detergent pre/main	Running time (min)	Energy (kWh)	Water (litres)	Rinse Aid
auto 	auto sensing wash, lightly or heavily-soiled crockery, with or without dried-on food	pre-wash 45°C autowash 45–55°C rinse 65°C drying	5/28.75g (1 piece)	150	0.9–1.3	11–15	★
intensive 	for heaviest soiled dishes and crockery, or that have been sitting with dried food	pre-wash 50°C wash 60°C rinse rinse 70°C drying	5/28.75g (1 piece)	155	1.45	17	★
heavy 	for heavily soiled loads such as pots, plates & glasses and lightly soiled pans	prewash 45°C wash 55°C rinse rinse 65°C	5/28.75g (1 piece)	170	1.15	13.5	★
ECO 	for heavily soiled loads such as pots, plates & glasses and lightly soiled pans; standard daily cycle	prewash wash 45°C rinse 45°C drying	5/28.75g (1 piece)	195	0.64	11.8	★
glass 	for lightly soiled crockery and glass	pre-wash wash 40°C rinse rinse 60°C drying	5/28.75g (1 piece)	115	0.85	13.5	★
90 min 	for lightly soiled plates and pans that need a quick wash	wash 65°C rinse rinse 65°C drying	33.75g (1 piece)	90	1.33	12.5	★
rapid 	a shorter wash for lightly soiled loads that do not need drying	wash 45°C rinse 55°C rinse 55°C	20g	40	0.5	10	
soak 	to rinse dishes that will be washed later that day	prewash		8	0.01	3.8	

* AS/NZS 2007.1: Test cycle program

EAN 9341584037695

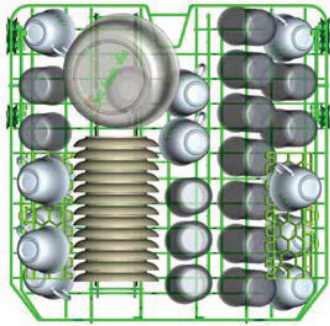
DISCLAIMER

Eurolinx Pty Ltd, trading as ILVE Appliances, is continually seeking ways to improve the design specifications, aesthetics and production techniques of its products. As a result alterations to our products and designs take place continually. Whilst every effort is made to produce information and literature that is up to date, this brochure should not be regarded as an infallible guide to the current specifications, nor does it constitute an offer for the sale of any particular product. Product dimensions indicated in our literature is indicative only. Actual product only should be used to define dimension cutouts. Distributors, and retailers are not agents of ILVE Appliances and are not authorized to bind ILVE Appliances by any express or implied undertaking or representation.

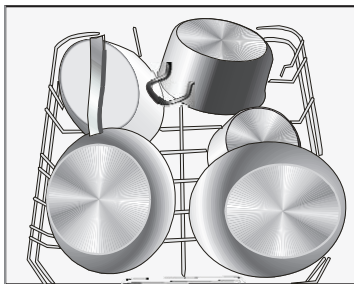
COMMERCIAL PRODUCT

IVFIX4/1

fully-integrated dishwasher

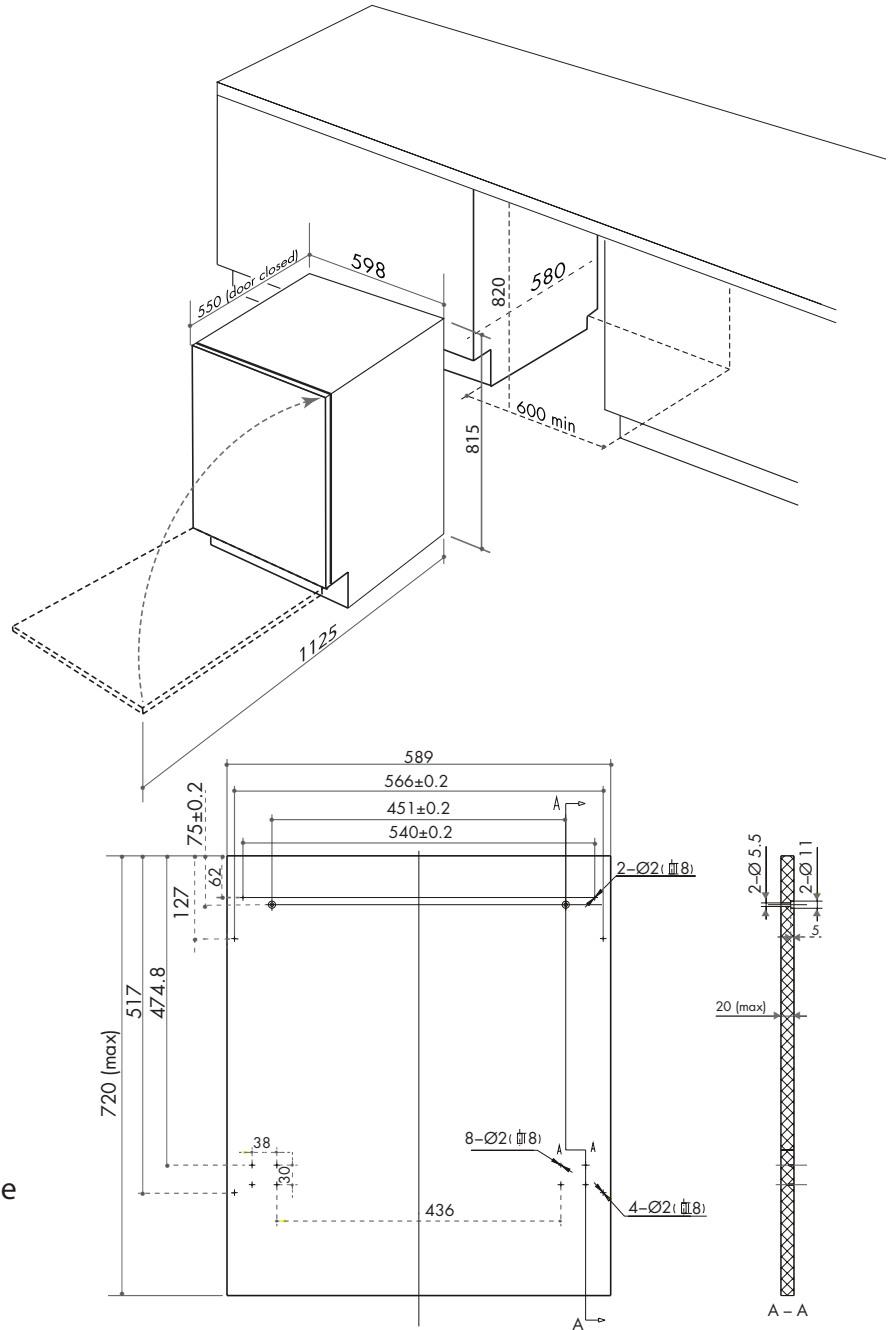


The upper basket is designed to hold more delicate and lighter dishware such as glasses, coffee and tea cups and saucers, as well as small plates and bowls and shallow pans (provided they are not too soiled).



It is suggested that large items, and items that are most difficult to clean, are placed in the lower basket — eg pots, pans, lids, serving dishes etc. It is preferable to place serving dishes and lids on the side of the racks to avoid blocking rotation of the top spray arm.

NB: drawings are not to scale — they are to be used as a guide only. For detailed installation instructions, please refer to user guide.



You can find us on:



Australia National Telephone Number 1300 MYILVE (694 583) New Zealand Telephone Number 0508 458 369
ILVE showrooms are open Tuesday to Friday from 9am-5pm and Saturdays 10am-4pm (WA by appointment only on Saturdays)

ilve.com.au

NSW & ACT
(head office)

48 Moore Street
Leichhardt
02 8569 4699

VIC | SA

1211 Toorak Road
CAMBERWELL
03 9809 2155

TASMANIA

3 Pear Avenue
DERWENT PARK 7009
03 6272 7386

QLD

1/42 Cavendish Road
COORPAROO
07 3397 0850

WA | NT

10/55 Howe Street
OSBORNE PARK
08 9201 9188

New Zealand

PO Box 11.160
Sockburn Christchurch
03 344 5906