

CACC30

30cm ceramic electric cooktop



SIZE mm

288W x 520D x 47H + 4mm glass
CUTOUT: 268W x 500D

FINISH

black ceramic glass

CAPACITY


position	zone
front:	Ø165mm, 1200W
rear:	Ø200mm, 1800W
TOTAL:	3000W

FEATURES

- flushmount
- 2 heat zones
- residual heat indicators
- easy-clean surface
- touch control
- child safety lock
- automatic pan detection
- 9 heat levels per zone
- 99-minute timer
- automatic safety cutoff
- low profile

POWER

electrical connection 15 AMP hard
connection
220-240V, 50/60Hz
phase



EAN 9347777000170

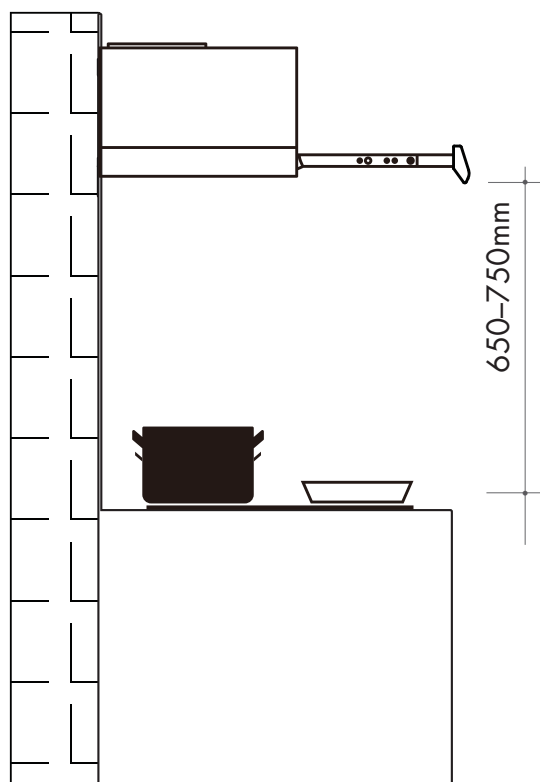
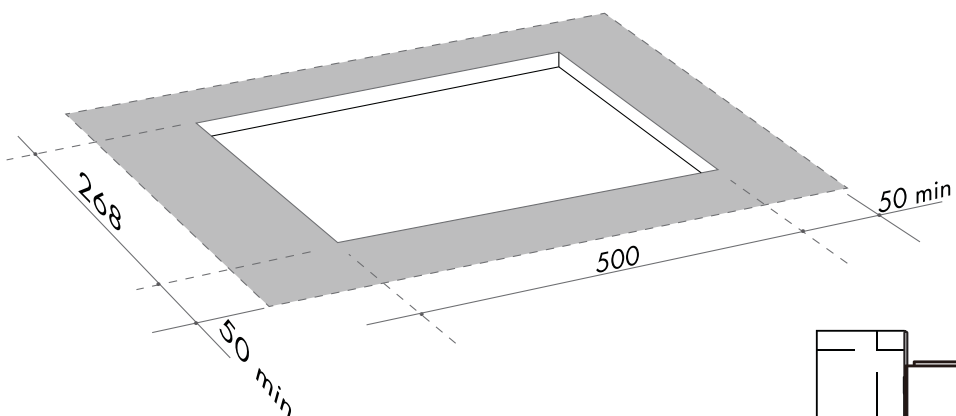
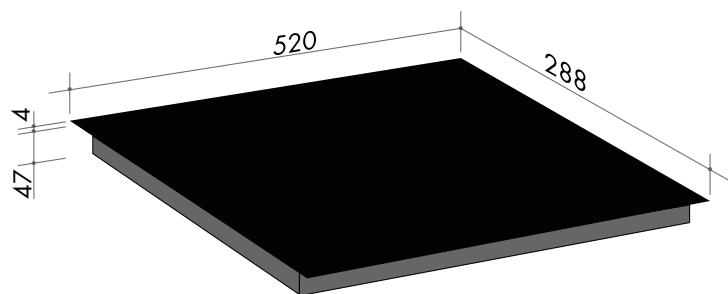
DISCLAIMER

Eurolinx Pty Ltd, trading as ILVE Appliances, is continually seeking ways to improve the design specifications, aesthetics and production techniques of its products. As a result alterations to our products and designs take place continually. Whilst every effort is made to produce information and literature that is up to date, this brochure should not be regarded as an infallible guide to the current specifications, nor does it constitute an offer for the sale of any particular product. Product dimensions indicated in our literature is indicative only. Actual product only should be used to define dimension cutouts. Distributors, and retailers are not agents of ILVE Appliances and are not authorized to bind ILVE Appliances by any express or implied undertaking or representation.

AR171115

CACC30

30cm ceramic electric cooktop



NB: drawings are not to scale — they are to be used as a guide only

Australia National Telephone Number 1300 649 583 New Zealand Telephone Number 0508 458 369
 ARTUSI showrooms are open daily from 9am-5pm and Saturdays 10am-4pm

artusi.com.au

NSW & ACT (head office)

48 Moore Street
 Leichhardt
 02 8569 4699

VIC | TAS | SA

1211 Toorak Road
 CAMBERWELL
 03 9809 2155

QLD

1/42 Cavendish Road
 COORPAROO
 07 3397 0850

WA | NT

10/55 Howe Street
 OSBORNE PARK
 08 9201 9188

New Zealand

PO Box 11.160
 Sockburn Christchurch
 03 344 5913